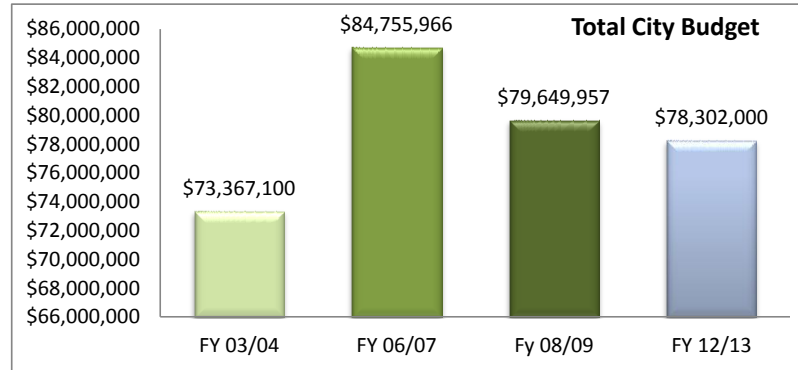


Total City Budget

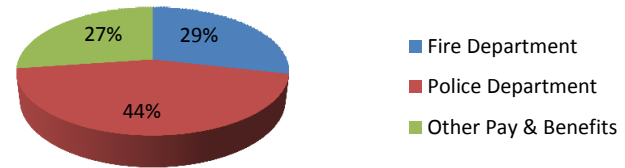
FY 03/04	\$73,367,100
FY 06/07	\$84,755,966
Fy 08/09	\$79,649,957
FY 12/13	\$78,302,000



City Employees Pay and Benefits FY 12/13

		% of GF P&B	% of Total GF
FY 12/13 Budget			
City Firefighters	18,619,309	27.19%	23.78%
Fire Department	19,564,973	28.58%	24.99%
City Police Officers	27,965,676	40.85%	35.72%
Police Department	30,247,044	44.18%	38.63%
Total General Fund Pay and Benefits	68,466,502		
Total General Fund Budget	78,302,000		
Other Pay & Benefits	18,654,485	27.25%	

City Employees Pay and Benefits FY 12/13

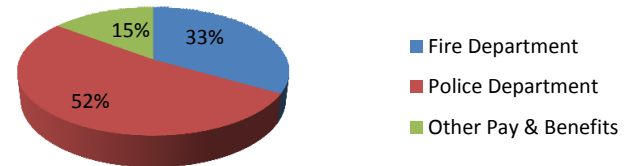


100.00%

City Employees Pay and Benefits FY 03/04

		% of GF P&B	% of Total GF
FY 03/04 Budget			
City Firefighters	16,117,500	26.45%	21.97%
Fire Department	20,316,400	33.34%	27.69%
City Police Officers	27,354,900	44.90%	37.28%
Police Department	31,661,800	51.96%	43.16%
Total General Fund Pay and Benefits	60,930,600		
Total General Fund Budget	73,367,100		
Other Pay & Benefits	8,952,400	14.69%	

City Employees Pay and Benefits FY 03/04



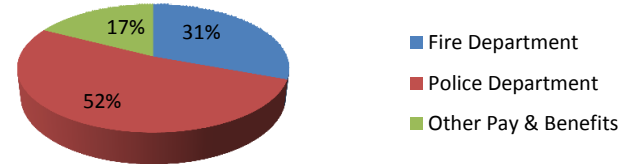
100.00%

City Employees Pay and Benefits FY 06/07

		% of GF P&B	% of Total GF
FY 06/07 Budget			
City Firefighters	20,013,674	26.89%	23.61%
Fire Department	22,808,885	30.65%	26.91%
City Police Officers	35,425,708	47.60%	41.80%
Police Department	38,662,437	51.95%	45.62%
Total General Fund Pay and Benefits	74,418,044		
Total General Fund Budget	84,755,966		
Other Pay & Benefits	12,946,722	17.40%	

100.00%

**City Employees Pay and Benefits
FY 06/07**

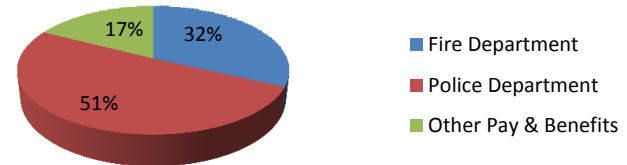


City Employees Pay and Benefits FY 08/09

		% of GF P&B	% of Total GF
FY 08/09 Budget			
City Firefighters	18,348,577	27.72%	23.33%
Fire Department	21,138,777	31.93%	26.88%
City Police Officers	28,691,485	43.34%	36.48%
Police Department	33,516,984	50.63%	42.62%
Total General Fund Pay and Benefits	66,194,246		
Total General Fund Budget	78,649,957		
Other Pay & Benefits	11,538,485	17.43%	

100.00%

**City Employees Pay and Benefits
FY 08/09**



Staffing

	FY 03/04	FY 04/05	FY 05/06	FY 06/07	FY 07/08	FY 08/09	FY 09/10	FY 10/11	FY 11/12	FY 12/13
City Firefighters	109	106	102	101	96	77	77	69	78	79
Fire Department	122	114	110	110	101	83	83	74	80	86
City Police Officers	155	145	149	153	134	117	104	90	93	93
Police Department	228	206	215	219	177	152	137	121	129	135
Non-sworn General Fund Staff	230	197	201	209	178	162	160	158	169	187
Total General Fund Staff	494	448	452	463	408	356	341	317	340	359

Total Legal Fees paid in bankruptcy as of June 30, 2012

\$13,101,983